


1×2 Mechanical Optical Switch

Features

Unmatched Low Cost
Low insertion Loss
High Channel Isolation
High Stability, High Reliability
Epoxy-free on Optical Path
Latching or Non-latching

Applications

Optical Network
Protection/Restoration
Optical Singnal Routing
Configurable Optical Add/Drop
Transmitter and receiver protection
Network Test System



Performance


Parameters		1×2	
Wavelength Range	nm	670~980	1260~1650
Operating Wavelength	nm	670/785/850/980	1310/1490/1550/1625/1650
Insertion Loss	dB	Typ:0.8 Max:1.2	Typ:0.5 Max:0.8
Return Loss	dB	MM≥30	SM≥50
Crosstalk	dB	MM≥35	SM≥55
PDL	dB	≤0.05	
WDL	dB	≤0.25	
TDL	dB	≤0.25	
Repeatability	dB	≤±0.02	
Power supply	v	3.0 or 5.0	
Lifetime	Time	≥10 ⁷	
Switch Time	ms	≤8	
Transmission Power	mW	≤500	
Operating Temperature	°C	-20~+70	
Storage Temperature	°C	-40~+85	
Weight	g	16	
Dimension	mm	(L)27.0×(W)12.6×(H)8.0(±0.2)	

Above specification are for device without connector

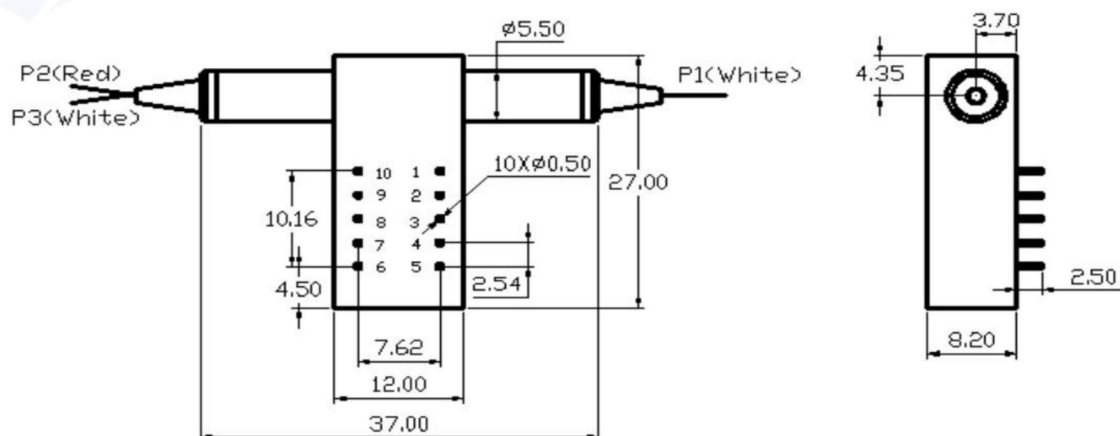
Pins

Type	Pin	Electric Drive				Status sensor			
		1	5	6	10	2-3	3-4	7-8	8-9
Latching	P1-P2	--	--	GND	V+	Close	Open	Open	Close
	P1-P3	V+	GND	--	--	Open	Close	Close	Open
Non-latching	P1-P2	--	--	--	--	Close	Open	Open	Close
	P1-P3	V+	--	--	GND	Open	Close	Close	Open

Optical Route



Dimension



Electric

Specifications	Voltage	Current	Resistance
5V latching	4.5~5.5	36~44mA	125Ω
5V non-latching	4.5~5.5	26~32mA	175Ω
3V latching	2.7~3.3	54~66mA	50Ω
3V non-latching	2.7~3.3	39~47mA	70Ω

Ordering Information

Mode	Wavelength	Voltage Type	Control Model	Fiber Type	Fiber Diameter	Fiber Length	Connector
S:SM	85: 850nm	3: 3V	L: Latching	5:50/125	25:250um	05:0.5m	OO:None
M:MM	13: 1310nm	5: 5V	N:Non-Latching	6:62.5/125	90:900um	10:1.0m	FP: FC/PC
	14: 1490nm			9: 9/125	20:2.0mm	15:1.5m	FA: FC/APC
	15: 1550nm				30: 3.0mm		SP: SC/PC
	162: 1625nm						SA: SC/APC
	165: 1650nm						STP: ST/PC
	13/15:1310/ 1550nm						STA: ST/APC
							LP: LC/PC
							LA: LC/APC